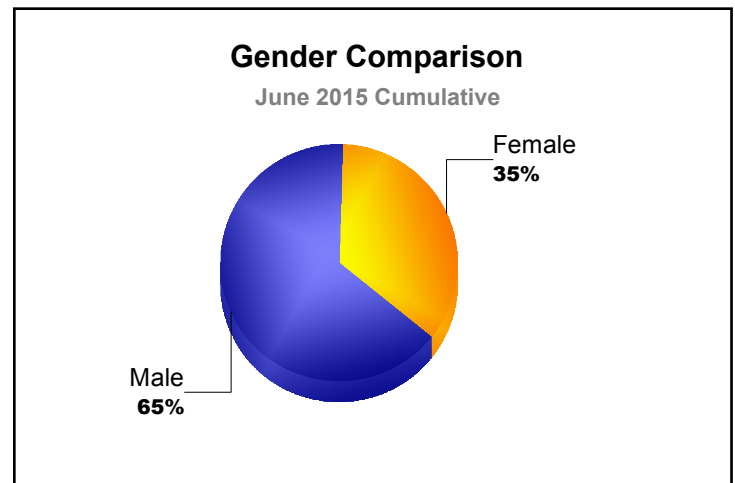
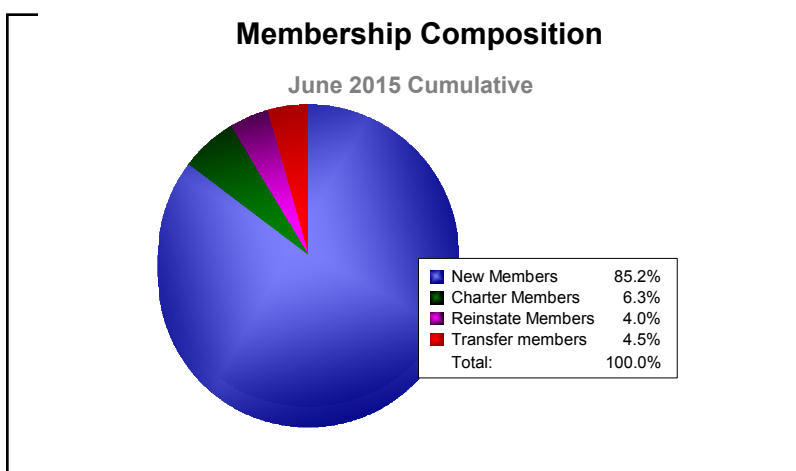
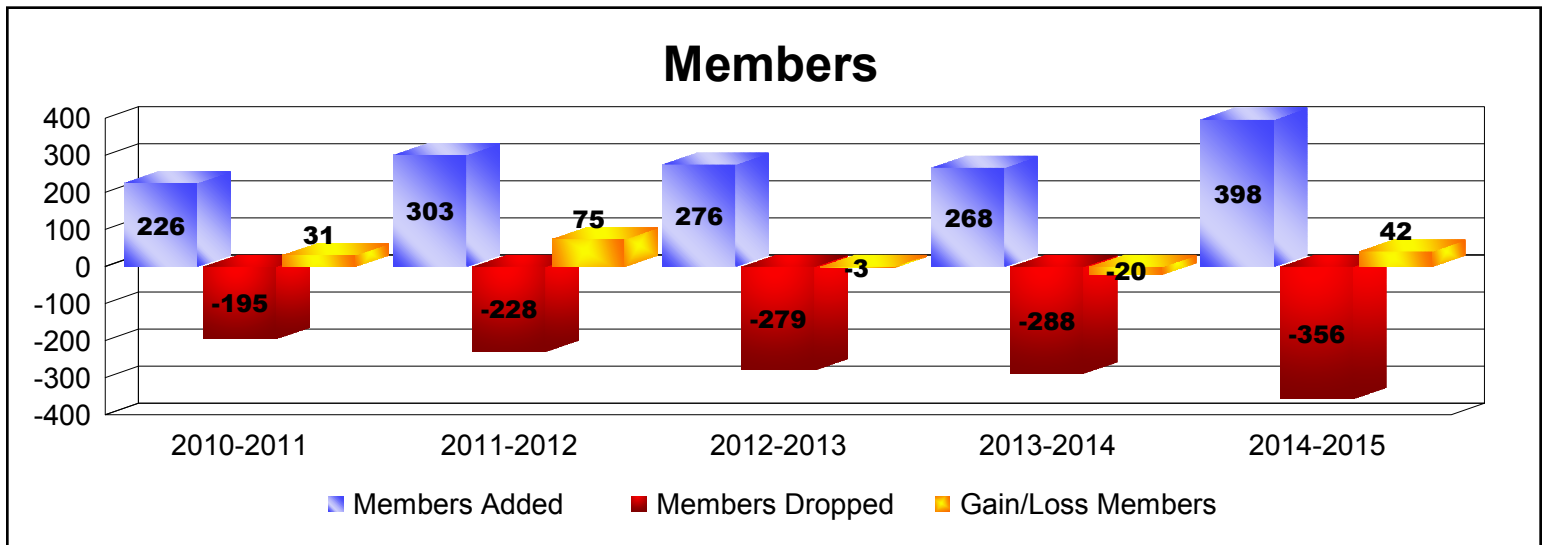
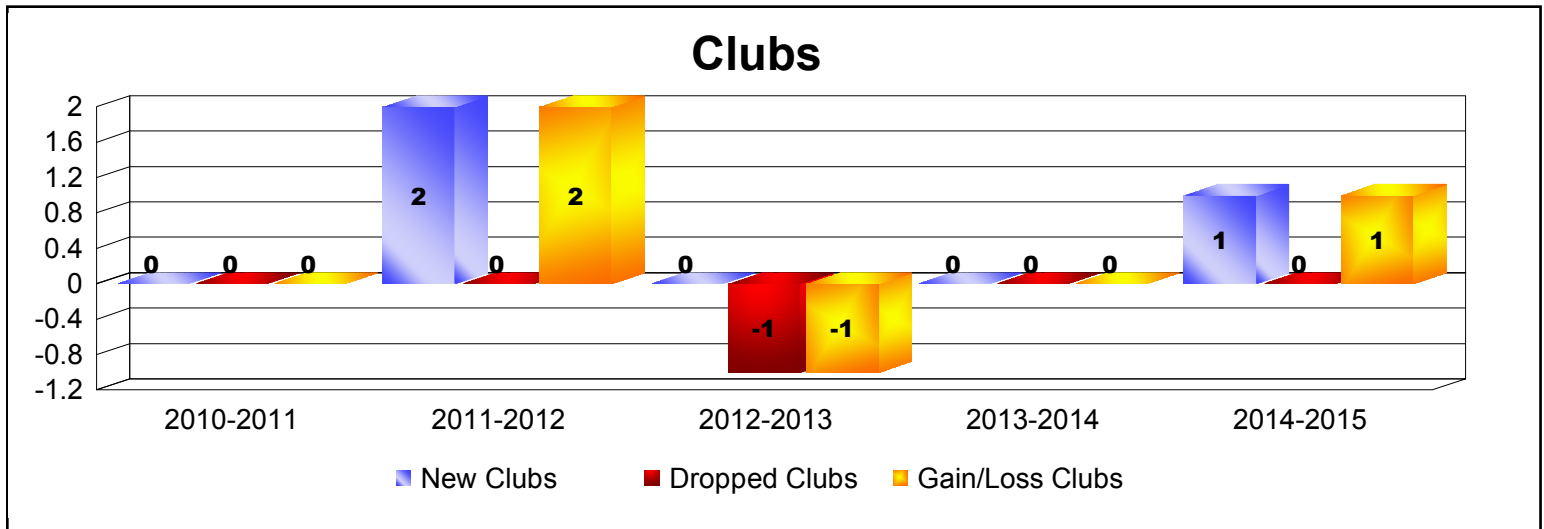
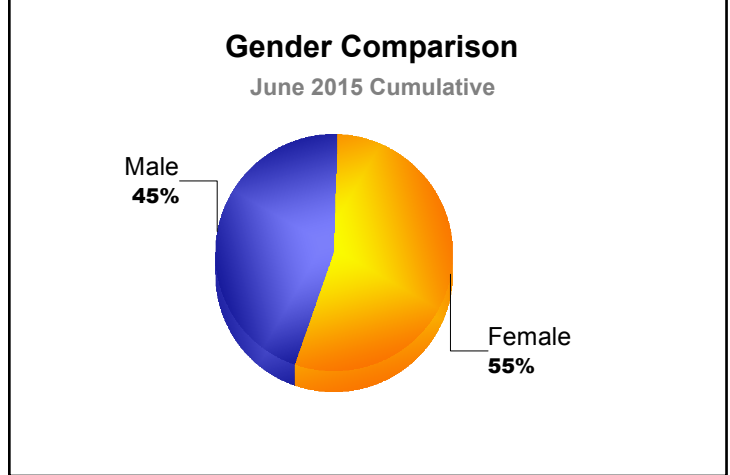
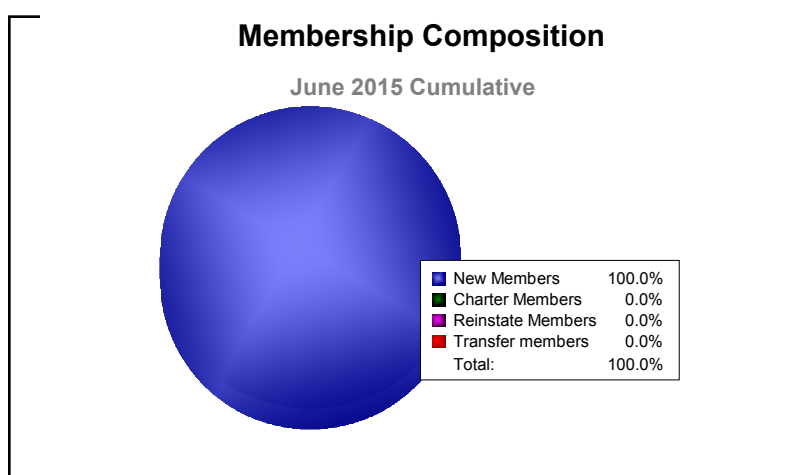
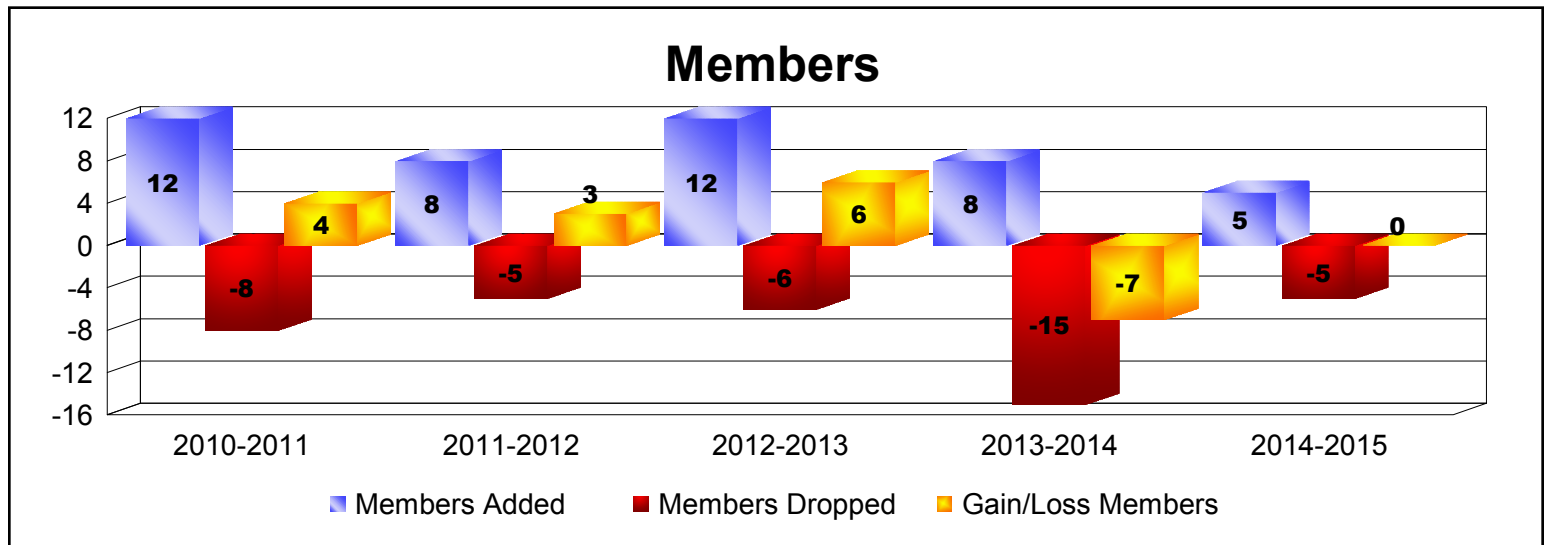
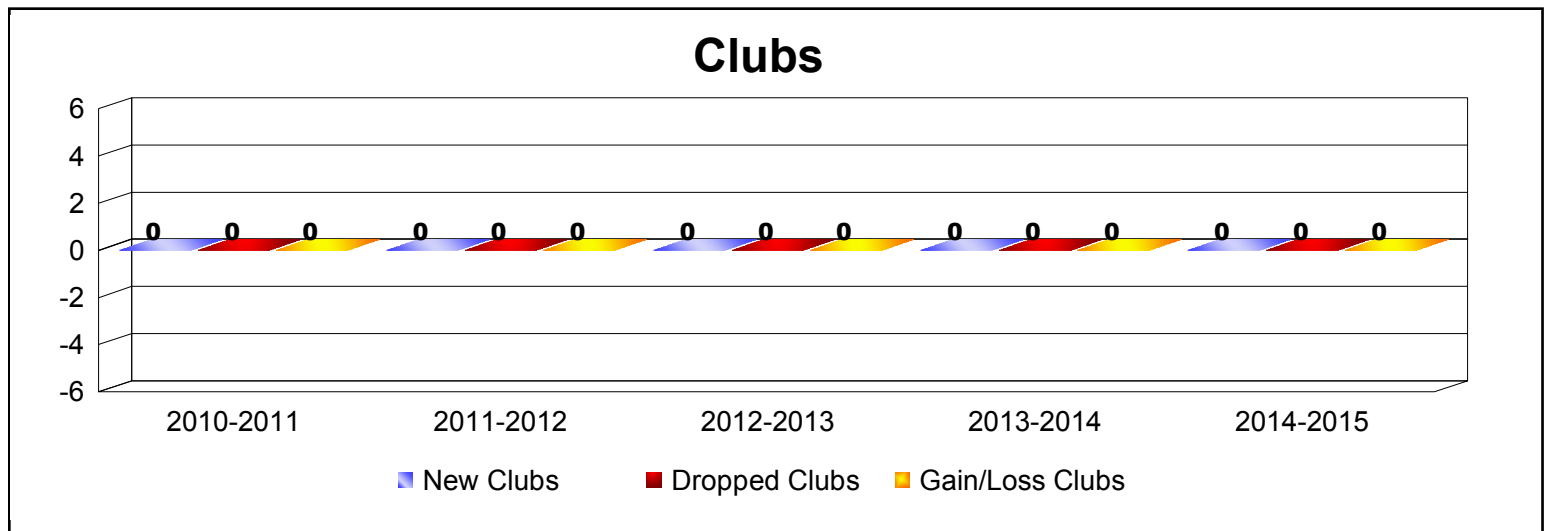


Year	New Clubs	Dropped Clubs	Gain/ Loss Clubs	New Members	Charter Members	Reinstate Members	Transfer Members	Total Member Added	Total Members Dropped	Gain/ Loss Members
2010-2011	0	0	0	206	0	9	11	226	-195	31
2011-2012	2	0	2	210	56	8	29	303	-228	75
2012-2013	0	-1	-1	240	1	17	18	276	-279	-3
2013-2014	0	0	0	230	3	15	20	268	-288	-20
2014-2015	1	0	1	339	25	16	18	398	-356	42
<b>Average</b>	<b>1</b>	<b>0</b>	<b>0</b>	<b>245</b>	<b>17</b>	<b>13</b>	<b>19</b>	<b>294</b>	<b>-269</b>	<b>25</b>



Year	New Clubs	Dropped Clubs	Gain/ Loss Clubs	New Members	Charter Members	Reinstate Members	Transfer Members	Total Member Added	Total Members Dropped	Gain/ Loss Members
2010-2011	0	0	0	12	0	0	0	12	-8	4
2011-2012	0	0	0	8	0	0	0	8	-5	3
2012-2013	0	0	0	12	0	0	0	12	-6	6
2013-2014	0	0	0	7	0	1	0	8	-15	-7
2014-2015	0	0	0	5	0	0	0	5	-5	0
<b>Average</b>	<b>0</b>	<b>0</b>	<b>0</b>	<b>9</b>	<b>0</b>	<b>0</b>	<b>0</b>	<b>9</b>	<b>-8</b>	<b>1</b>



Year	New Clubs	Dropped Clubs	Gain/ Loss Clubs	New Members	Charter Members	Reinstate Members	Transfer Members	Total Member Added	Total Members Dropped	Gain/ Loss Members
2010-2011	0	0	0	3	0	0	0	3	-2	1
2011-2012	0	0	0	0	0	0	0	0	0	0
2012-2013	0	0	0	12	0	0	0	12	-4	8
2013-2014	0	0	0	6	0	0	0	6	-3	3
2014-2015	0	0	0	0	0	0	0	0	0	0
<b>Average</b>	<b>0</b>	<b>0</b>	<b>0</b>	<b>4</b>	<b>0</b>	<b>0</b>	<b>0</b>	<b>4</b>	<b>-2</b>	<b>2</b>

